

IBS-LilonMS160/24-RS485

24V 160Ah LiFePO4 Battery



CHARGE SPECIFICATIONS

Recommended Charge Current	40A-100A
Maximum Charge Current	100A
Charge Current (-20 to -10 °C)	≤0.05C
Recommended Charge Voltage	28.4V – 29.2V
BMS Charge Voltage Cut-Off	31.2V (3.9 ±0.025V/Z, 1~1.5s)
Reconnect Voltage	30V (3.75±0.05V/Z)

DISCHARGE SPECIFICATIONS

Maximum Continuous Discharge Current	100A
Peak Discharge Current	200A (<10s)
BMS Discharge Current Cut-Off	550A (±20A, 9±2ms)
Recommended Low Voltage Disconnect	20V
BMS Discharge Voltage Cut-Off	16.0V (2.0±0.05V/Z, 120~180ms)
Reconnect Voltage	18.4V (2.3±0.1vpc)

TEMPERATURE SPECIFICATIONS

Discharge Temperature	-20 to 60°C (-4 to 140 °F)
Charge Temperature	0 to 45°C (32 to 113 °F)
Storage Temperature (1month)	-20 to 60°C (-4 to 140 °F)
Storage Temperature (3months)	-20 to 45°C (-4 to 113 °F)
Storage Temperature (6months)	-20 to 25°C (-4 to 77 °F)

SPEC-IBS-LilonMS160_24-RS485_e

ELECTRICAL SPECIFICATIONS

Model	IBS-LilonMS160/24
Nominal Voltage	25.6V
Nominal Capacity	160Ah
Energy	4096Wh
Self Discharge	<3%/month
Parallel Connection	Max. 10units in parallel

MECHANICAL SPECIFICATIONS

Dimensions (L x W x H)	461*394*223mm
Weight	52kg
Terminal Type	M8
Case Material	Iron
Enclosure Protection	IP54
Cell Type - Chemistry	Cylindrical
Chemistry	LiFePO4

COMPLIANCE SPECIFICATIONS

Certifications	CE, UN38.3, MSDS
Shipping Classification	UN3480, Class 9

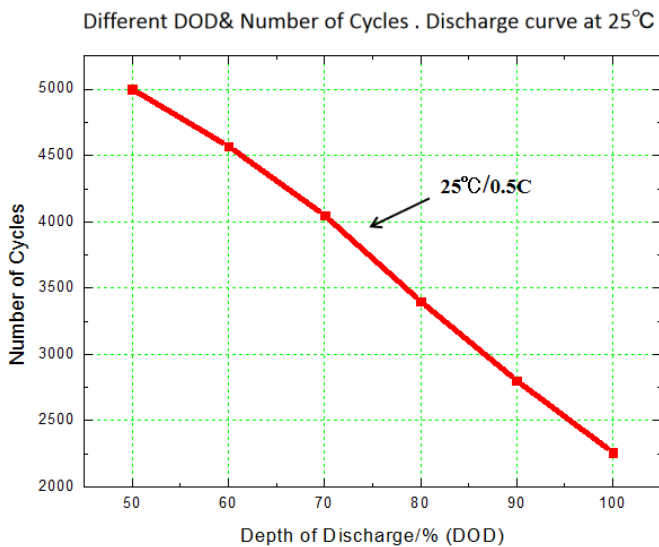
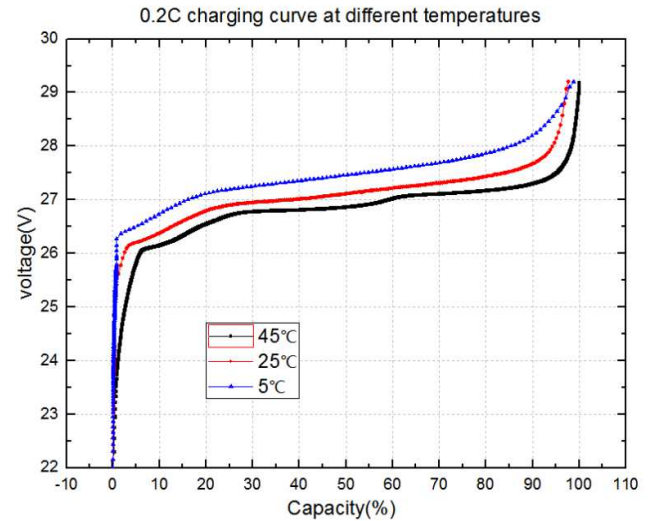
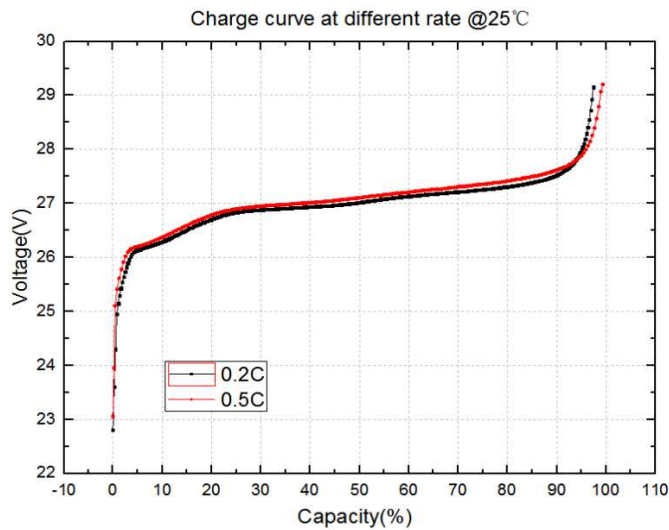
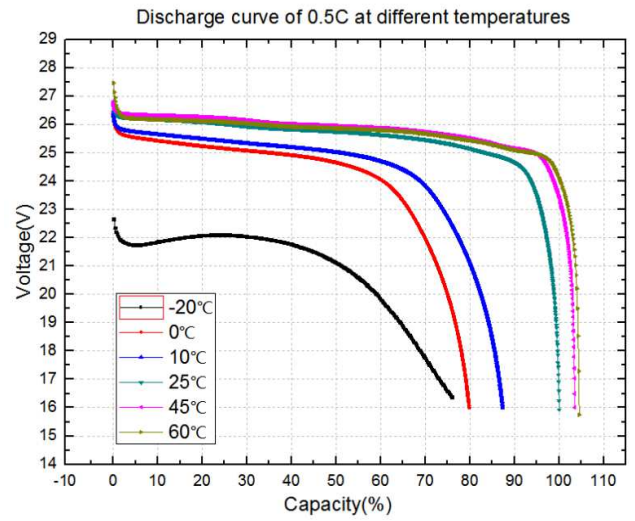
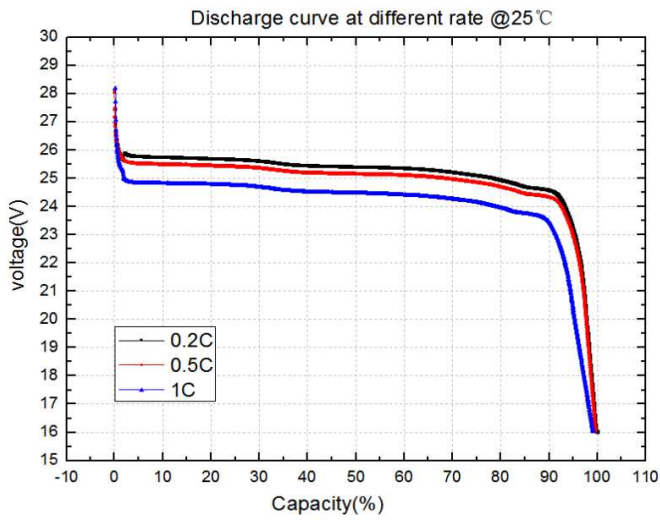
DIMENSION SPECIFICATION



IBS-LilonMS160/24

24V 160Ah LiFePO4 Battery

PERFORMANCE CHARACTERISTICS



SPEC-IBS-LilonMS160/24_e